
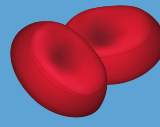


REFERENCE INTERVAL STUDY



CAN YOU PARTICIPATE?



NEEDED: Healthy cats, dogs and horses for our coagulation times (PT/PTT) reference interval review.

Reference interval studies are an essential part of our dedication to provide accurate and relevant results. These studies are performed periodically to investigate whether reference intervals as they are currently reported are still an accurate reflection of “normal”.

Please find below the details regarding participation in our study including patient criteria and collection protocols.



We are very grateful for your collaboration. For every sample submitted for inclusion in the study and *deemed suitable* by a pathologist, we will supply one Senior Profile (dogs and cats) or one Equine Profile on any patient to be run completely free of charge. The profile can be from a patient of your choice and does not have to be from the original patient included in the coagulation (PT/PTT) study. See sample submission below for more details.

Patient Inclusion Criteria

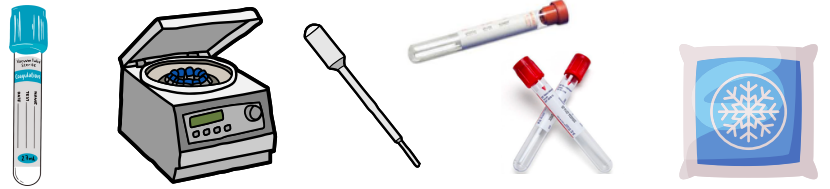
- Dogs and cats of any breed between the ages of 12 months and 10 years.
- Horses of any breed between the age of 2 years and 15 years.
- Healthy for at least 4 weeks prior to sample collection.
- The animal should not be receiving any medications, supplements, herbal remedies, vitamins or have been vaccinated in the preceding 4 weeks.
- Please do not submit samples from pregnant animals.
- Dogs and cats should be fasted for a minimum of 12 hours.
- Gabapentin or Trazadone is permitted in anticipation of blood collection if needed but the dog/cat should not be receiving it daily.



Collection Procedure: Strict Adherence Requested

- Atraumatic venipuncture technique is critical to prevent activation/depletion of clotting factors during collection.
- Contamination with tissue thromboplastin (traumatic collection), prolonged collection or vessel occlusion, improper mixing and improper anticoagulant: blood ratios will have adverse effects.
- Clean venipuncture of large caliber blood vessels is optimal. Given the participants are healthy animals *jugular vein collection is requested*.
- TNVD will supply 1.3 ml microtainer and 2.7ml citrate blue top tubes. Close attention to proper blood volume is needed. Please reach out if you need supplies.
- Removing the needle from the syringe if transferring to a tube can decrease the incidence of hemolysis especially if needle size is small.
- If using a vacutainer needle, the 2.7 ml standard sodium citrate tube is designed to draw the correct amount of blood into the tube to achieve the optimal ratio with the anticoagulant. Always double check.
- The sample should be redrawn if the tube is not filled to the desired sample volume from a new venipuncture site.
- If hemolysis is present in the plasma the sample should be redrawn.
- **Experienced phlebotomists are requested to collect the samples.**

Sample Processing



- The tube should be spun immediately.
- Plan to place the supernatant plasma in:
 - a **plastic tube** or a **citrate tube that has NO citrate**. For the latter, remove the rubber stopper from a new citrate tube, shake out *all* the liquid citrate then add the supernatant plasma.
 - A plain **siliconized glass (red top) tube**. **Only siliconized glass** can be used to transport citrated plasma for coagulation tests. The 5 ml red top tubes supplied by True North are siliconized.
- After appropriate centrifugation remove the plasma using a plastic pipette or tuberculin syringe and place it into an appropriate tube as noted above.
- The separated plasma should be transported to the lab with a **cool pack**.
- **Freeze the samples if they will not reach the lab within 6 hours** of collection.


Blue Top Sample Submission



- Hemolyzed or lipemic citrate tube samples cannot be used
- When submitting please quote test code "**refs**" and provide the following information: Age, sex, species, breed, date & time of sample collection as well as confirm the dog/cat has been fasted, the patient is not on any medications and is clinically healthy.
- You will receive an interpretation noting whether or not the sample qualifies for the study. Only qualifying samples will result in a free of charge Senior or Equine profile.
- Submission of a qualifying Senior or Equine profile must be received within one month of the original study submission. Please indicate in your clinical history that the sample is to be run at no charge and include the original coagulation study accession number. The accession number starts with L23 or V23 followed by seven additional numbers.

Study Conclusion

Once we have received sufficient samples we will post a memo on our website. Once again we want to thank you in advance for your support.



Questions?
Call us at **(604) 539-5550**
or email at
labinfo@truenorthvet.ca

THANK YOU!

